



Detached Garages and Accessory Building Information Supplement

10001 – 84th Avenue, Clairmont, AB T8X 5B2
Phone: 780.513.3950 | Fax: 780.539.7686
plan@countypg.ab.ca

Permit Number: _____

Roll Number: _____

The following information is to accompany the **Building Permit Application**. This form is the minimum that is required for a garage permit application. This form may be used in lieu of providing a detailed package of drawings provided the building is a typical single story storage garage or accessory building.

Is the building a “package”? Yes No

If **yes**, the supplier is _____

Construction Details

The Roof: Roofing Material:

Roof Sheathing:

Rafters _____ x _____ or Engineered Trusses

Spacing: _____

Insulation (min. R-34 required if heated): _____

Vapour Barrier (6mil poly required if heated): _____

Celing Material (1/2" CD or SR Gyproc if insulated): _____

Celing Joists:

Spacing: _____

The Walls: Exterior Finish:

Note: Exterior to be weatherproof complete with flashing over all changes in material

Sheathing Paper

Sheathing: _____

Double Top Plate / Single Bottom plate

Studs: _____

Spacing: _____

Anchoring: _____

Insulation (min. R-12 required if heated): _____

Vapour Barrier (6 mil poly required if heated): _____

Interior Finish (1/2" drywall if insulated): _____

Note: If wall height exceed 3.0m (10') engineering if required.

Overhead Door Size: _____

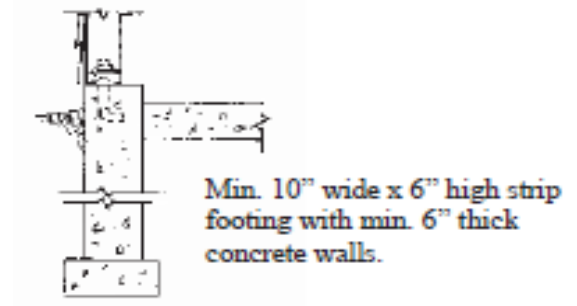
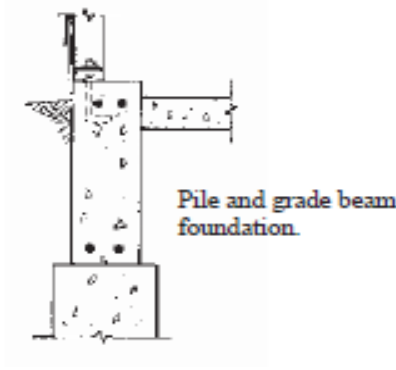
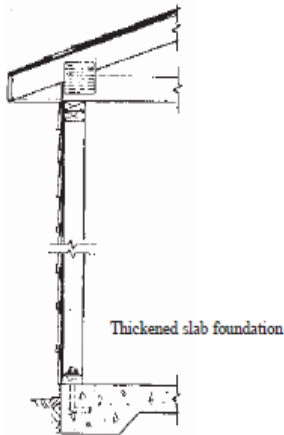
Header Size: _____

Note: A swinging walk- in door is required.

The foundation: Compacted granular fill

Please select **one** of the

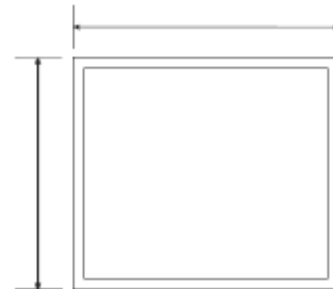
- following: 4" Concrete Slab – thickened on edges (Maximum 592 sqft with out engineering)
 Pile and Grade Beam (Engineering Required)
 Strip Footing & 4" Pony Wall



Floor Plans/ Elevations: This section may be completed if your garage is a typical garage resembling these drawings. If the building does not resemble these drawings, please submit detailed drawings.
 Note: Floor plan should be at minimum scale of 1:100.

Please complete the following information:

- Provide outside dimensions of building
- Show all doors and windows
- Show orientation of trusses
- Show any interior partitioning, together with a description of the rooms



Please complete the following information:

- Label each elevation (North, South, East, West)
- Show doors and windows on all elevations
- Indicate height of walls
- Indicate slope of roof (ie.1 in 3)

